



Store Credit Card

Santiago Garcia - 2024-04-10 - Manage Billing

Store Credit Card

Store your **Credit Card** information within CloudPBX to make the topping up of your account much easier.

Quick Guide



1. Select **Account > Manage Billing**.
2. On **Payment Method**, click on "**Add new card**" to add in your **Credit Card** details.
3. Click **Save** to update and Store Securely your credit card details.

Add Credit Card



Name on card

Card details

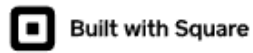
 Card number 	
MM/YY	CVV

VALIDATE CARD AND SAVE

SAVE

I agree with the privacy policy

Your credit card number is never stored by us. These details are stored securely with Square, our payment gateway provider.



[Square privacy policy](#)

Etiquetas

Account