



[Base de conocimiento](#) > [SMS - 10DLC](#) > [How to use SMS](#)

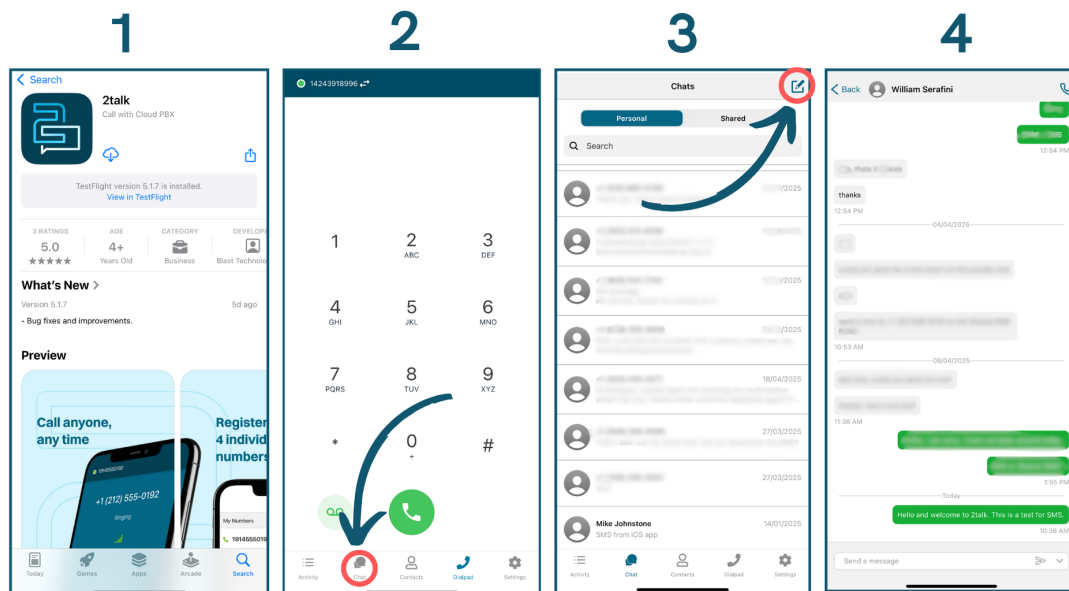
How to use SMS

Santiago Garcia - 2025-09-02 - [SMS - 10DLC](#)

How to Use SMS

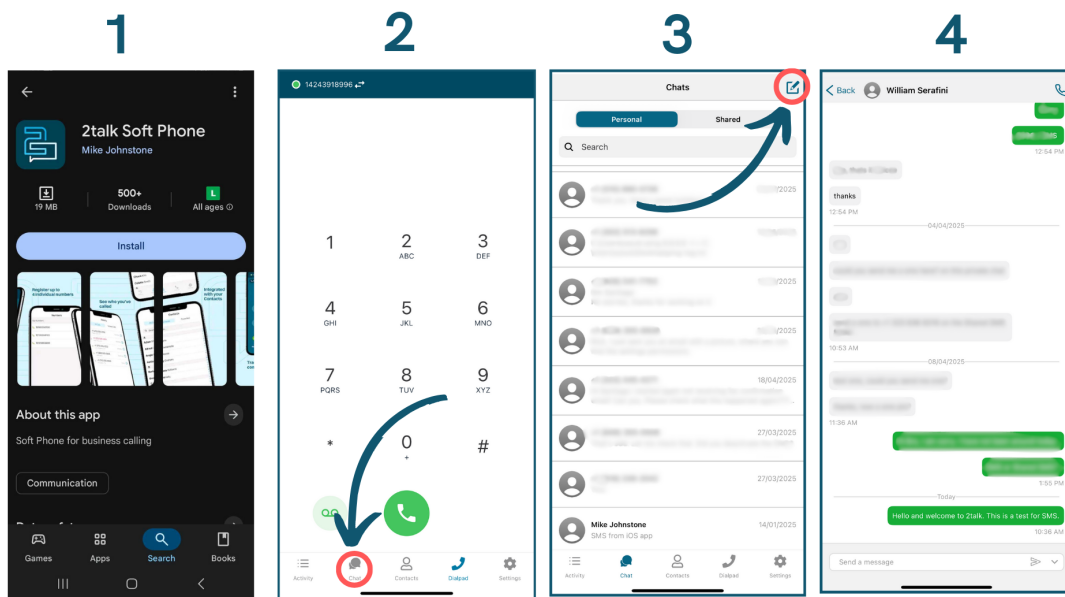
This article provides a step-by-step guide on how to use the new SMS feature through our apps. It explains how to set up, send, and manage text messages, enabling you to communicate directly with your customers via SMS.

iOS



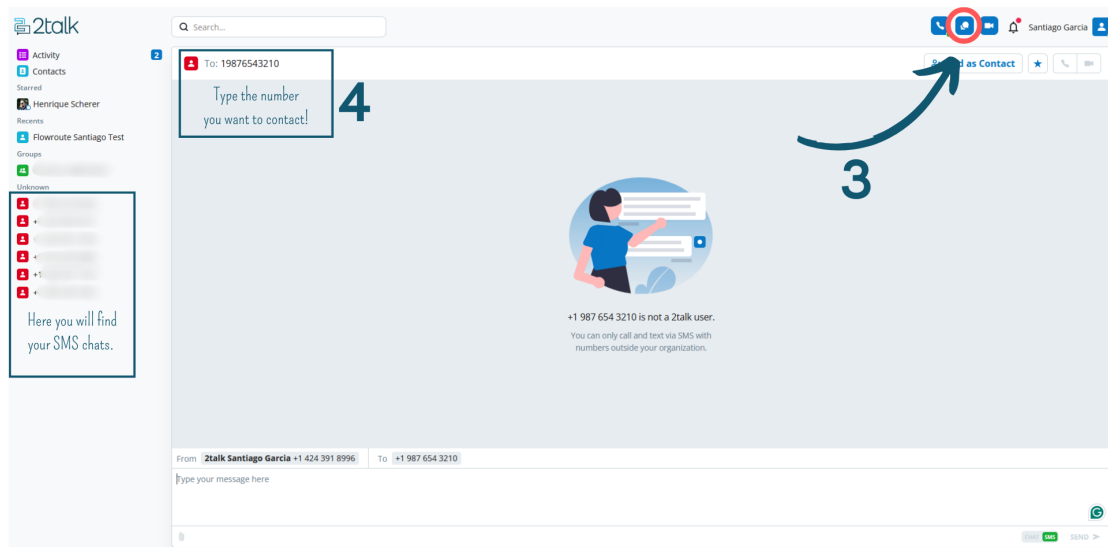
1. Download the [2talk app](#) from the App Store.
2. Sign in to the **2talk app** with your account. > Navigate to **Chat**.
3. Tap the **New Message** icon in the top-right corner.
4. Enter the phone number you want to text and start your conversation. You can also select contacts from your device to send SMS messages.

Android



1. Download the [2talk app](#) from the App Store.
2. Sign in to the **2talk app** with your account. > Navigate to **Chat**.
3. Tap the **New Message** icon in the top-right corner.
4. Enter the phone number you want to text and start your conversation. You can also select contacts from your device to send SMS messages.

Desktop



1. Open the [2talk desktop app](#).
2. Sign in with your account.

3. If SMS is enabled for your account, click the **Chat Bubble** icon in the top-right corner.
4. Enter the phone number and begin texting